




LIMA

50% MERINO WOLLE/WOOL

25% SEIDE/SILK

25% ALPACA

e 50g / ca. 200m

 Gr. 38–40 / ca. 350g 30 M(St), 40 R / 10×10 cm 2,5–3,5**00 Natur**
Wool White**05 Silbergrau**
Silver Grey**04 Anthrazit**
Anthracite**01 Schwarz**
Black**64 Salbei**
Sage**51 Moosgrün**
Moss Green**72 Kirschblüte**
Cherry Blossom**61 Lavendel**
Lavender**54 Eisblau**
Ice Blue**41 Jeansblau**
Dark Denim**11 Marineblau**
Navy**33 Karmin**
Carmine**03 Seidengrau**
Silk Grey**47 Muskat**
Muscat**48 Macadamia****25 Kupfer**
Copper