




PERLA

60% PIMA BAUMWOLLE/COTTON

25% BABY ALPACA

15% SEIDE/SILK

e 50g / ca. 115m

 Gr. 38–40 / ca. 500g 23 M(St), 30 R / 10×10cm 3,5–4,5**00 Natur**
Wool White**03 Seidengrau**
Silk Grey**05 Silbergrau**
Silver Grey**28 Schiefergrau**
Slate Grey**04 Anthrazit**
Anthracite**01 Schwarz**
Black**37 Perlgrau**
Pearl Grey**62 Rosenquarz**
Rose Quartz**40 Altrosa**
Antique Pink**32 Flieder**
Lilac**31 Pflaume**
Plum**16 Bordeaux****36 Taubenblau**
Pigeon Blue**12 Jeans****46 Basaltblau**
Basalt Blue**10 Königsblau**
Royal**11 Marineblau**
Navy**24 Petrol****38 Lind**
Linden Green**64 Salbei**
Sage**34 Pinie**
Pine**47 Muskat**
Muscat**48 Macadamia****07 Khaki****13 Raps**
Canola**20 Türkis**
Turquoise**17 Pink****15 Chili****25 Kupfer**
Copper**08 Curry**